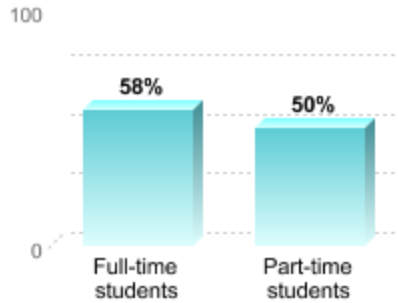




## FIRST-TO-SECOND YEAR RETENTION RATES

Retention rates measure the percentage of first-time students who return to the institution to continue their studies the following fall.

### RETENTION RATES FOR FIRST-TIME STUDENTS



Percentage of Students Who Began Their Studies in Fall 2007 and Returned in Fall 2008

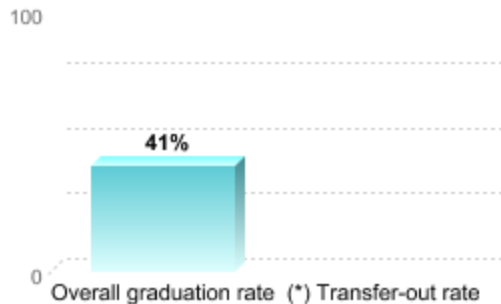
### OVERALL GRADUATION RATE AND TRANSFER-OUT RATE

The overall graduation rate is also known as the "Student Right to Know" or IPEDS graduation rate. It tracks the progress of students who began their studies as **full-time, first-time degree- or certificate-seeking students** to see if they complete a degree or other award such as a certificate within 150% of "normal time" for completing the program in which they are enrolled.

Some institutions also report a transfer-out rate, which is the percentage of the full-time, first-time students who transferred to another institution.

Note that not all students at the institution are tracked for these rates. Students who have already attended another postsecondary institution, or who began their studies on a part-time basis, are not tracked for this rate. **At this institution, 31 percent of entering students were counted as "full-time, first-time" in 2008.**

### OVERALL GRADUATION AND TRANSFER-OUT RATES FOR STUDENTS WHO BEGAN THEIR STUDIES IN FALL 2005



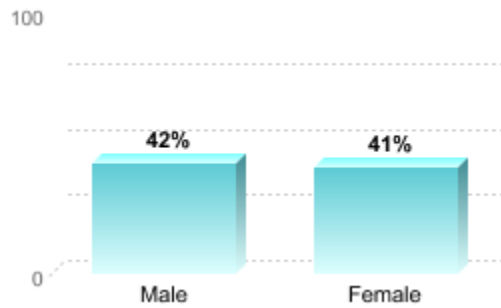
Percentage of Full-time, First-Time Students Who Graduated or Transferred Out Within 150% of "Normal Time" to Completion for Their Program

- (\*) Not all institutions report transfer-out rates.

---

### OVERALL GRADUATION RATE BY GENDER

---



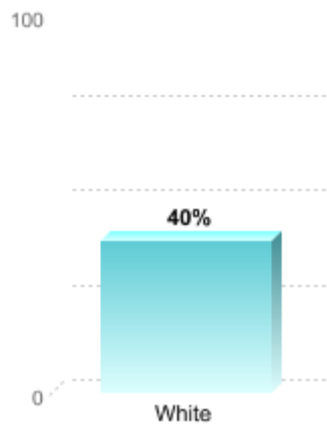
---

Percentage of Full-time, First-time Students Who Began Their Studies in Fall 2005 and Graduated Within 150% of "Normal Time" to Completion for Their Program

---

### OVERALL GRADUATION RATE BY RACE/ETHNICITY

---



---

Percentage of Full-time, First-time Students Who Began Their Studies in Fall 2005 and Graduated Within 150% of "Normal Time" to Completion for Their Program

---

- One or more categories are not present in the race/ethnicity graph because of an insufficient number of cases.

### GRADUATION RATES BY TIME TO COMPLETION

Graduation rates can be measured over different lengths of time. "Normal time" is the typical amount of time it takes full-time students to complete their program. For example, the "normal" amount of time for many associate's degree programs is 2 years. Not all students complete within the normal time, so graduation rates are measured by other lengths of time as well, including "150% of normal time" (e.g., 3 years for a 2-year program) and "200% of normal time," or twice as long as the normal time (e.g., 4 years for a 2-year program).

---

### GRADUATION RATES FOR STUDENTS WHO BEGAN THEIR PROGRAM IN FALL 2004, BY TIME TO COMPLETION

---

---

Percentage of Full-time, First-time Students Who Graduated in the Specified Amount of Time

---